





## Year 2 - Home Learning Activity Grid

Please use the activity grid to engage your child with home learning. There are also a number of website suggestions on our school website, under 'Home Learning' to use alongside this grid. Please find additional materials to support this grid on the pages below



<p><b>English Activities</b></p> 	<p><b>TASK 1</b></p> <p>Watch the following video about how our food starts to be digested</p> <p><a href="https://www.youtube.com/watch?v=g5dOhI5oN48">https://www.youtube.com/watch?v=g5dOhI5oN48</a></p> <p>Imagine that you were a piece of food about to be eaten. Have a go at writing a diary entry as a piece of food. What happens to you on your journey? It doesn't have to be exact, use your imagination. Will the food survive?</p>	<p><b>TASK 2</b></p> <p>Use the strategies below to practise some key spellings (look in your homework book, or choose some that you often find difficult). Try them a few different ways to make sure you remember them. Can you get them right three times in a row?</p> <p><b>Super Challenge:</b></p> <p>Put the spellings into sentences, or even a short story. Check that you've spelt them correctly each time.</p>	<p><b>TASK 3</b></p> <p>Correct the Mr Whoops paragraph below. Check it for spelling, punctuation and grammar. You can either print it out and write your corrections on top, or just copy and complete with the corrections in place.</p> <p><b>Super Challenge – add a:</b></p> <ul style="list-style-type: none"> <li>- 2A sentence</li> <li>- Question sentence</li> <li>- Powerful verb</li> </ul> <p>We will post a corrected version in next week's grid.</p>
<p><b>Maths Activities</b></p> 	<p><b>TASK 1</b></p> <p>Go to <a href="https://whiterosemaths.com/homelearning/year-2/">https://whiterosemaths.com/homelearning/year-2/</a></p> <p>Have a go at Lesson 1.</p> <p>You will find the worksheet attached to this document.</p> <p>There are videos for each day of the week but worksheets are now for premium members. If you need the worksheets for the whole week do email and I will be happy to send them to you.</p>	<p><b>TASK 2</b></p> <p>Have a look at this picture and answer the questions below.</p>  <p><b>Super Challenge:</b></p> <p>Take your own picture and see if you can write some maths questions to go with it.</p>	<p><b>TASK 3</b></p> <p>Have a go at the monster maths puzzle below.</p>  <p>Try to work systematically so you don't miss one.</p>

## Home Activities



### TASK 1

Look at the art pieces below around the theme of the sea.

Create your own art piece that represents this theme.

You could create a piece around the different things you might see near the sea, what you could come into contact with during life at sea such as a boat, the rolling waves, whales...or you could create a piece that includes things that are important for a life at sea.

### TASK 2

Plan, practice and then perform a puppet show for your family.

You could make your own puppets or use toys that you already have.

You could create your own puppet theatre from a cardboard box or use the back of the sofa so you can hide your body. Remember to speak loudly, slowly and clearly so you can still be heard and understood.

You could even create a poster to advertise your show!



### TASK 3

#### **Super human**

Choose a part of your body from the list below.

- Your bones
- Your heart
- Your lungs
- Your hair
- Your skin
- Your muscles

See what you can find out about how it works and what it's job is. Why is this part of your body so important?

Find a creative way to present your information. You could create a video, a fact file, an information poster or even plan an experiment.

**Maths Task 1**



**Add and subtract 10s**

1 a) Eva has some marbles.



How many marbles does Eva have?

Eva has  marbles.

She buys 3 more boxes of marbles.

How many marbles does she have now?

b) Teddy has some marbles.



How many marbles does Teddy have?

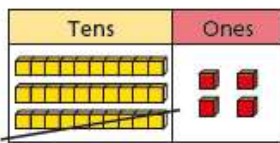
Teddy has  marbles.

He gives 5 boxes of marbles to his friend.

How many marbles does he have now?

4 What calculation is represented?

Complete the number sentence.



	T	O	
	3	4	
	-	1	0
	2	4	

-  =

5 Use base 10 to complete the calculations.

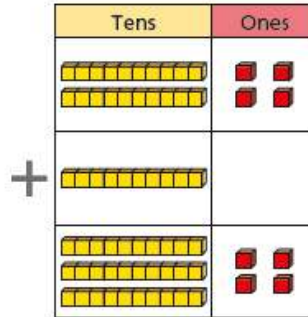
a)  $34 - 20 =$

b)  $57 - 20 =$

c)  $46 - 40 =$

2 What calculation is represented?

Complete the number sentence.



		T	O
		2	4
	+	1	0
		3	4

+  =

3 Use base 10 to complete the calculations.

a)  $24 + 20 =$

b)  $17 + 50 =$

c)  $40 + 16 =$


6 Huan has 6 stickers.



He gets 10 new stickers every day for 8 days.

How many stickers will Huan have after 8 days?

Use the number track to help you.



Huan will have  stickers.

7 = 30   = 10   = 40


Complete the calculations.

a) + =

b) - =

c) - =

Maths Task 2



What colours are used in the pattern?

What shapes is the pattern made from?

What shape do the yellow and blue square make together?

What squares would you add to continue the pattern?

## Monster

Alesha bought a monster using only silver coins.  
It cost her 45p.



There are nine different ways to pay 45p exactly  
using only silver coins.

Find as many as you can.

What if the monster cost 50p?

How many different ways are there to pay now?

## English Task 2

Spelling Selection

### Pyramid Writing

Write each of your words like a pyramid:



Spelling Selection

### Blue Vowels

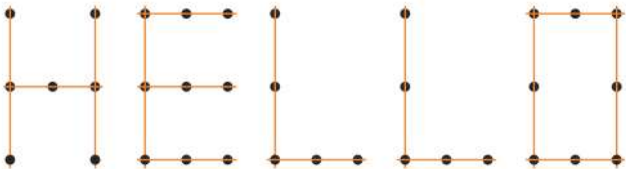
Write out each of your words. Go over the vowels in each word using blue pencil.

**Example of Challenge**

Spelling Selection

### Join the Dots

Write each of your words using dots. Then, join the dots with a coloured pencil to make your word.



Spelling Selection

### Backwards Words

Write your words out forwards then backwards.

**backwards**  
**sdrawkcab**


Spelling Selection

### Fancy Letters

Write each of your words using fancy writing. Your letters could be curly or dotty... or whatever you decide!



Home task 1



## Spot Mr Whoop's mistakes



one day i was walking along a beautiful pritty paf when I saw some flours dancing in the wind. I was having a grate day minding my own business when i heard a sound bhind me. Wht was that. a huge dog was coming towards me so I started to run as fast as I cud That was when I slipped on banana skin! I thought I was going to be attacked by the whiled dog but as it reached me it wagged its tale and licked my face. What a luky escape



