







## Reception – Weekly Home Learning Activity Grid – We are happy!

Please use the activity grid to engage your child with home learning. There are also a number of website suggestions on our school website, under 'Home Learning'. You may want to use the additional materials to support this grid on the pages below. Please do send any photos to [hello@newislingtonschool.org](mailto:hello@newislingtonschool.org) and they will get forwarded on to Miss Streeter or Miss Ellison. Enjoy your home learning, stay safe!



<p><b>English Activities</b></p> 	<p><b>TASK 1</b> Listen to the story again: A Little Bit Brave <a href="https://www.youtube.com/watch?v=EK7LZAdUp6s">https://www.youtube.com/watch?v=EK7LZAdUp6s</a> In the story was Logan happy? Can you write a sentence about what you think made him happy? <b>Super Challenge</b> Write 2 or three sentences. Can you use some <b>conjunctions</b> such as <b>and</b> or <b>because</b> in your sentence? Remember to use capital letters, finger spaces and full stops!</p>	<p><b>TASK 2</b> Write a list of all the things that make you happy. <b>Super Challenge:</b> Can you write 2 or three sentences about why these things make you happy</p>	<p><b>TASK 3</b> Can you think new words to make from the letters in the word happiness? Think about what words begin with each of the letters in the word <b>H-A-P-P-I-N-E-S-S</b> Remember to use your phonics skills to help you.</p>
<p><b>Maths Activities</b></p> 	<p><b>TASK 1 – Doubling</b> Can you do the doubling challenge game? <a href="https://www.ictgames.com/mobilePage/archeryDoubles/index.html">https://www.ictgames.com/mobilePage/archeryDoubles/index.html</a></p>	<p><b>Task 2 – Sharing!</b> Let's do some more sharing. This week I want you to collect different amounts of objects in your house and try to share them with a member of your family fairly. Do you both have the same number of objects? <b>Super Challenge</b> Can you share the objects between more than two people fairly?</p>	<p><b>TASK 3 – Addition</b> Let's refresh your addition skills. Can you complete the robot addition game below. <b>Super Challenge</b> Challenge yourself to go up to 20! <a href="https://www.topmarks.co.uk/addition/robot-addition">https://www.topmarks.co.uk/addition/robot-addition</a></p>
<p><b>Home Activities</b></p> 	<p><b>TASK 1 – happiness jar</b> This week we are thinking about happiness. I want you to think of all the lovely things your adults say to you to make you happy and smile. What are the things you could say to them to make them happy. Write these down and put them in a jar. Give this jar to your adult or tem to keep, it is their happiness jar.</p> 	<p><b>TASK 2</b> This week I want you to draw a picture of yourself being happy. This could be a picture of your face – remember to use a mirror to look at your expression. This could also be a picture of you doing something that makes you happy.</p>	<p><b>TASK 3</b> Isolation Inspiration – Artwork! Our whole school project is going to be to create Isolation Artwork. It can be of whatever you want it to be, using crayons, paints, pastels, chalk or whatever you can find around the house. Send your art to school and your beautiful pieces will be displayed on our school displays.</p> 

**English Task 1 – was Logan happy?** Write a sentence about if you thought Logan was happy in the story and what it was that made him happy.



---

---

---

---

---



---

---

---

---

---

<b>A B C</b> capital letters	 finger spaces	 full stop	<b>Read</b> read it again
---------------------------------	--	--	------------------------------

**English Task 2 – what makes you happy?**

**My happiness list!**

A spiral-bound notebook page with a yellow box containing the text "My happiness list!". The page is ruled with ten vertical lines for writing.

**English Task 3 – making new words from an old word.**

<b><u>H</u></b>	
<b><u>A</u></b>	
<b><u>P</u></b>	
<b><u>P</u></b>	
<b><u>I</u></b>	
<b><u>N</u></b>	
<b><u>E</u></b>	
<b><u>S</u></b>	
<b><u>S</u></b>	

Home task 2 – my hapiness picture.

